



















SPECIFICATION

	FRAME SERIES	MUSE SERIES		URBAN SERIES	PREMIUM / COMFORT SERIES
Control System	110-120V, 60Hz	110-120V, 60Hz		110-120V~60Hz, 12A	110-120V, 60Hz
Heater	1350W	1350W		1350W	1350W
Massage Air Blower	700W - 3 Levels (L1: 300W, L2: 450W, L3: 700W)	700W - 3 Levels (L1: 300W, L2: 450W, L3: 700W)		700W - 3 levels (L1: 300W, L2: 450W, L3: 700W)	700W
Filter Pump	1800 L/hr	1800 L/hr		1800 L/hr	PREMIUM: 1420L/hr COMFORT: 1800 L/hr
Integrated Ozone Generator	5.5W, 30-50Mg/Hr	5.5W, 30-50Mg/Hr		5.5W, 10-30Mg/Hr	/
Jet Pump	1100W (Only Oslo)	195W		/	/
Warranty	12 months - electric part and spa pool; 24 months - plastic wood frame	12 months		12 months	PREMIUM: 12 months COMFORT: 6 months - spa pool; 12 months - electric part

		Model	Water Capacity	Net Weight	Hydro Jets	Air Jets		Seating	Heating Increasing Rate	Inside Dimensions	Outside Dimensions	Height	Package
FRAME SERIES		MONO F-MO063W	245 Gal (930 L)	80.3 Lbs (36.5 Kg)	/	138		6	1.8-2.0°F/Hour	Ø64" (1.63m)	Ø68" (1.73m)	26" (0.65m)	 30.7" x 23.6" x 25.6"
		OSLO F-OS063W	304 Gal (1150 L)	277 Lbs (125.7 Kg)	4 Sets (8 adjustable hydro jets)	140		6	1.5-2.2°F/Hour	63" x 63" (1.60 x 1.60m)	70.9" x 70.9" (1.80 x 1.80m)	26" (0.65m)	 32.1" x 24.2" x 26.6" 25.8" x 19.5" x 23.1" 62.4" x 24" x 16.1" 62.4" x 24" x 9.3"
		TRIBECA F-TR063W	304 Gal (1150 L)	229.9 Lbs (104.3 Kg)	/	140		6	1.5-2.2°F/Hour	63" x 63" (1.60 x 1.60m)	70.9" x 70.9" (1.80 x 1.80m)	26" (0.65m)	 31.5" x 22" x 25.8" 62.4" x 24" x 16.1" 62.4" x 24" x 9.3"
MUSE SERIES		CARLTON M-CA041	184 Gal (700 L)	80.3 Lbs (36.5 Kg)	2 Sets (4 adjustable hydro jets)	118		4	2.5-3.5°F/Hour	Ø55" (1.40m)	Ø71" (1.80m)	28" (0.70m)	 28.3" x 22.8" x 25.2"

		Model	Water Capacity	Net Weight	Hydro Jets	Air Jets		Seating	Heating Increasing Rate	Inside Dimensions	Outside Dimensions	Height	Package
URBAN SERIES		VITO U-VT061	930 L (245 Gal)	33 Kg (72.8 Lbs)	/	132		6	2.5-3.5°F/Hour	57" x 57" (1.45 x 1.45m)	73" x 73" (1.85 x 1.85m)	27" (0.68m)	 28" x 20.1" x 25.2"
		AURORA U-AU061	930 L (245 Gal)	33.5 Kg (73.9 Lbs)	/	138		6	2-3°F/Hour	Ø63" (1.60m)	Ø80" (2.04m)	28" (0.70m)	 28" x 20.1" x 25.2"
PREMIUM SERIES		SOHO P-SH069	930 L (245 Gal)	37 Kg (81.6 Lbs)	/	132		6	2.5-3.5°F/Hour	57" x 57" (1.45 x 1.45m)	73" x 73" (1.85 x 1.85m)	27" (0.68m)	 28" x 20.1" x 25.2"
		CAMARO P-CA069	930 L (245 Gal)	36.5 Kg (80.5 Lbs)	/	138		6	2-3°F/Hour	Ø63" (1.60m)	Ø80" (2.04m)	28" (0.70m)	 28" x 20.1" x 25.2"
COMFORT SERIES		METEOR C-ME062	245 Gal (930 L)	61.7 Lbs (28 Kg)	/	164		6	2.0-3.0°F/Hour	Ø63" (1.60m)	Ø80" (2.04m)	28" (0.70m)	 24.4" x 17.3" x 25.2"